

**NELMA®**

## **PATTERNS** OF EASTERN WHITE PINE

FOR CENTURIES, **EASTERN WHITE PINE** has been used in applications where versatility is paramount. This sustainable species has a uniform texture, and shapes easily for appearance products that require a consistent profile.

eastern  
white pine

sustainable  
versatility

A photograph of a bedroom with a vaulted wooden ceiling. A bed with white linens and several pillows is in the foreground. Large windows and a glass door are visible, showing a view of greenery outside. A semi-transparent white box with text is overlaid on the middle of the image.

**BLENDING SIMPLY WITH MANY AESTHETICS AND ENVIRONMENTS, EASTERN WHITE PINE'S** ability to hold colors and showcase detail makes this wood species a favorite for both contemporary designs and historical redux. Its interior and exterior versatility, along with availability, enhance its popularity for today's designs and specification demands.

**EASTERN WHITE PINE SETS THE STANDARD** for use in building projects that require quality, appearance, and durability. This unique wood species has a fine grain, a variety of “looks”, uniform texture, shapes easily, stays true to form, and holds finishes extremely well.

A variety of reference materials are available from NELMA that will assist consumers, designers, architects, engineers, builders and contractors in the selection and use of wood products produced in the Northeastern U.S. These include grading rule books, technical brochures, marketing publications, sales tools and historical videos.

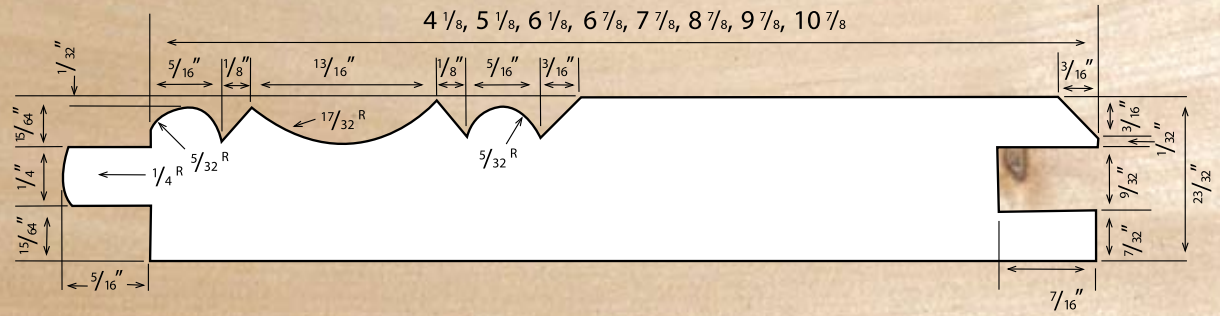
**VISIT [WWW.NELMA.ORG](http://WWW.NELMA.ORG) TO ORDER ANY OF THESE MATERIALS ON-LINE.**

# TABLE OF CONTENTS

The following pages present the variety of classic decorative and siding patterns for Eastern White Pine.

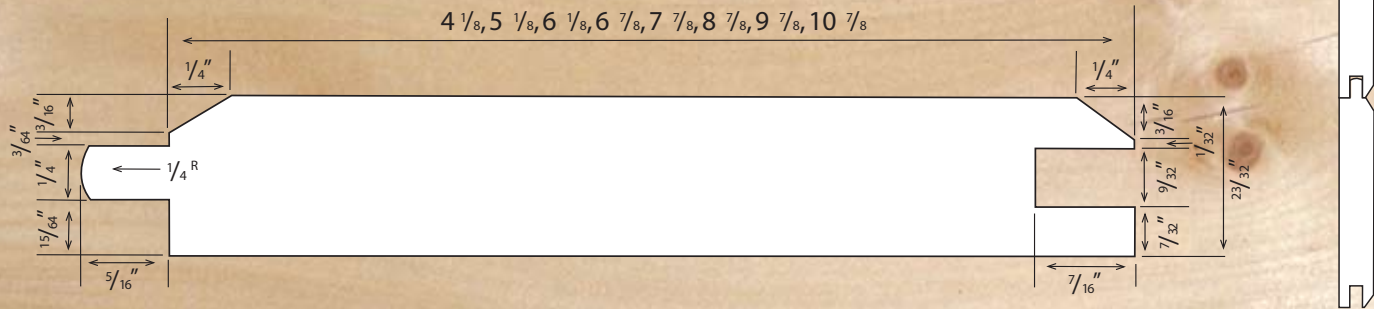
1	E.W.P - 2	10	E.W.P. CHANNEL RUSTIC (1/2 REVEAL)	19	E.W.P - 1" SHIPLAP
2	E.W.P - 4	11	E.W.P CHANNEL RUSTIC (7/8 REVEAL)	20	E.W.P - 6" 8" 10" LOG SIDING NeLMA SHIPLAP REVEAL
3	E.W.P - 11	12	E.W.P BEVEL SIDING	21	E.W.P - 6" 8" 10" LOG SIDING NeLMA SHIPLAP FULL ROUND
4	E.W.P - 18	13	E.W.P DOLLY VARDEN	22	E.W.P - 6" 8" 10" LOG SIDING NeLMA T & G FULL ROUND
5	E.W.P - 18 & 4	14	E.W.P - 105 DROP SIDING	23	E.W.P - 6" 8" 10" LOG SIDING NeLMA T & G with REVEAL
6	E.W.P- 2 & 4	15	E.W.P - 106 DROP SIDING		
7	E.W.P - E & CB	16	E.W.P DBLE CLAPBOARD SHIPLAP		
8	E.W.P. E & CB & 4	17	E.W.P DBLE CLAPBOARD T & G		
9	E.W.P - 4 & 4	18	E.W.P - 1" CENTER MATCH		

1



**E.W.P. - 2** [DECORATIVE]

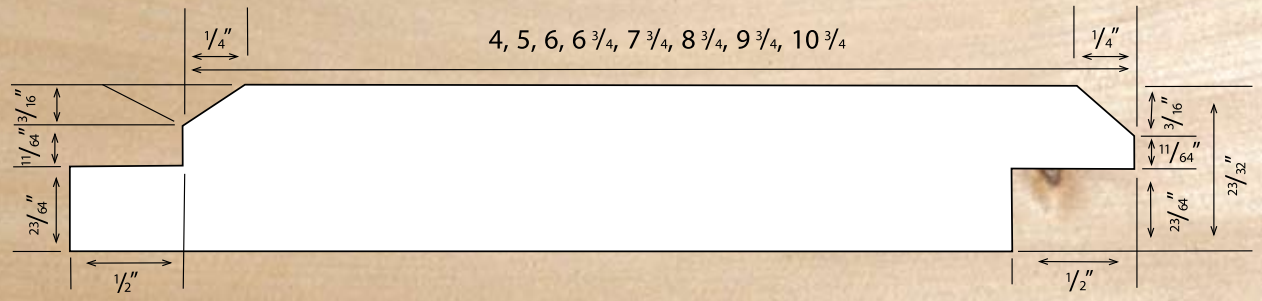
2



**E.W.P. - 4** [DECORATIVE]

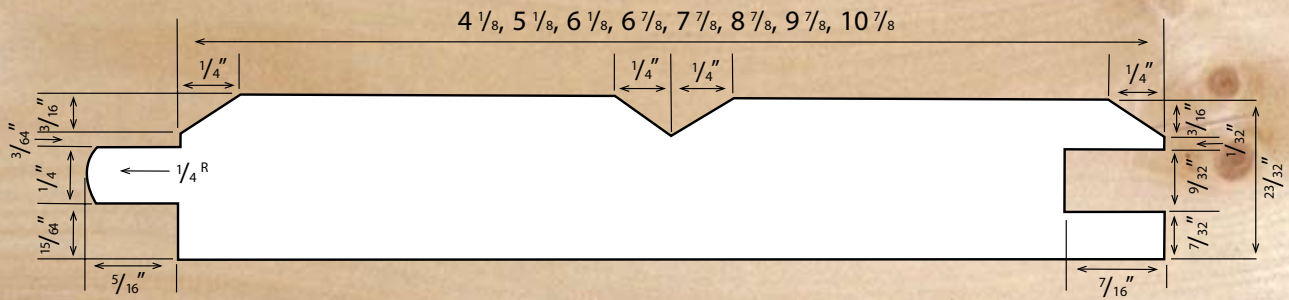
**NELMA®**

3



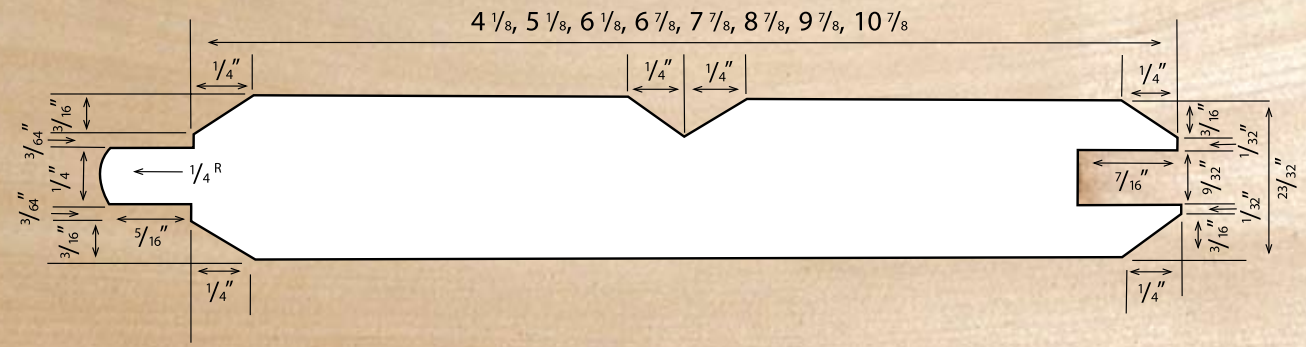
**E.W.P. - 11** [DECORATIVE]



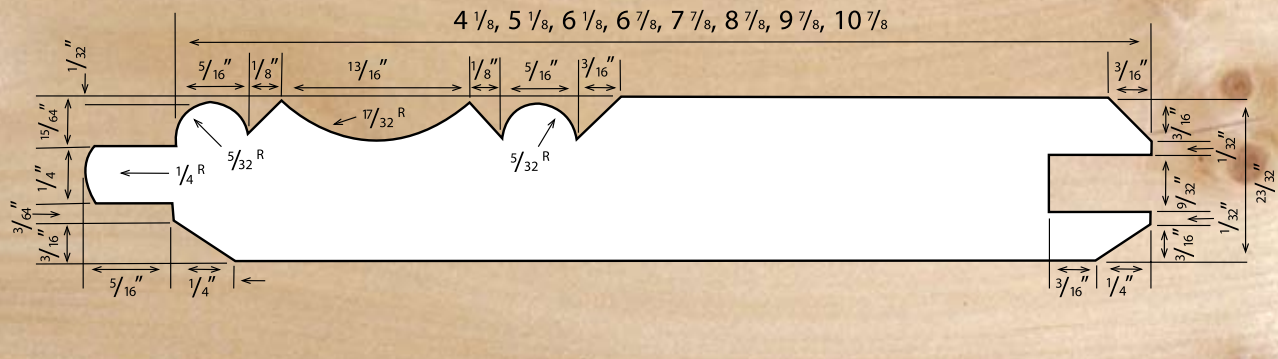


**E.W.P. - 18** [DECORATIVE]

5

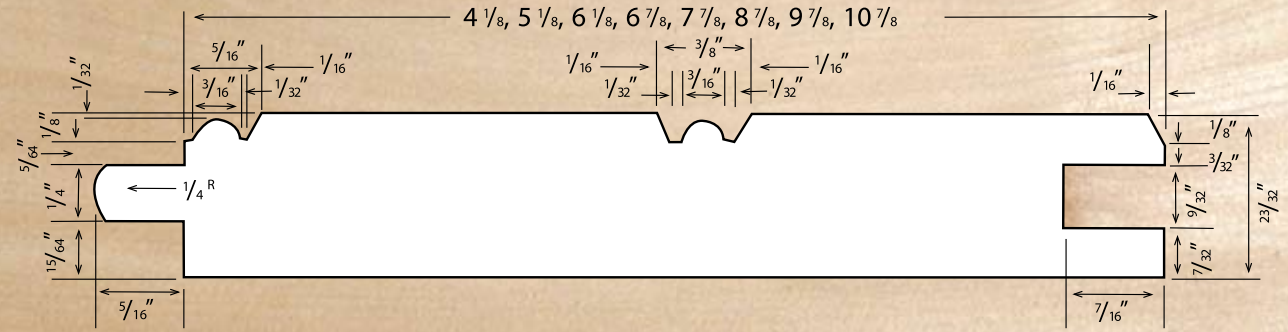


**E.W.P. - 18 & 4** [DECORATIVE]

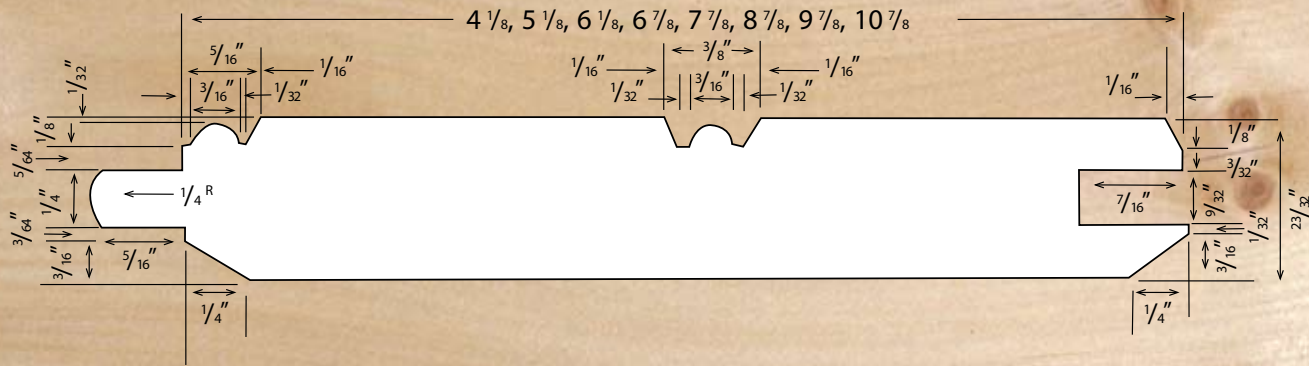


**E.W.P. - 2 & 4 [DECORATIVE]**

7



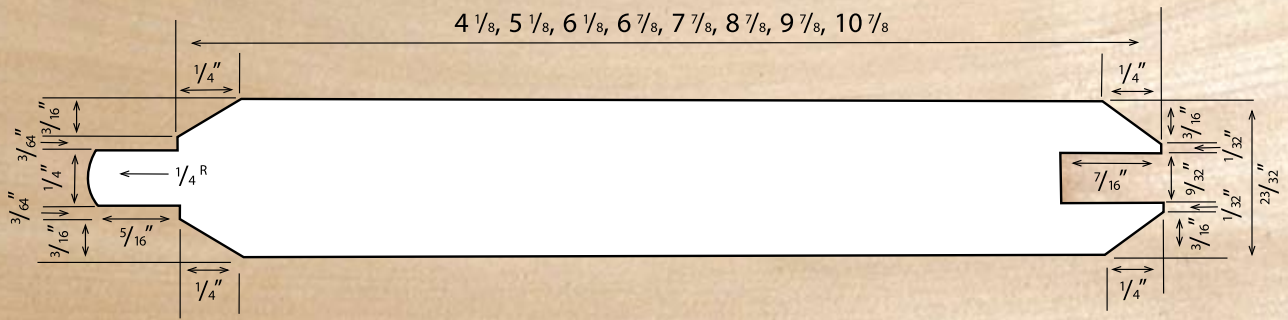
**E.W.P. - E & CB [DECORATIVE]**



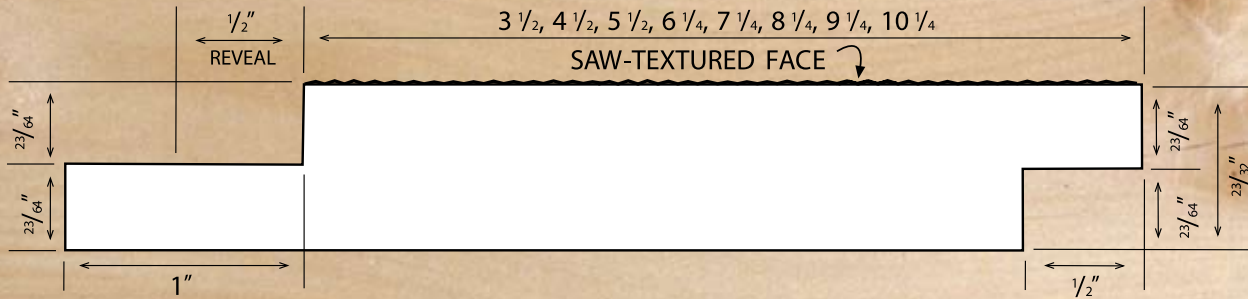
**E.W.P.** - E & CB & 4 [DECORATIVE]

**NELMA®**

9

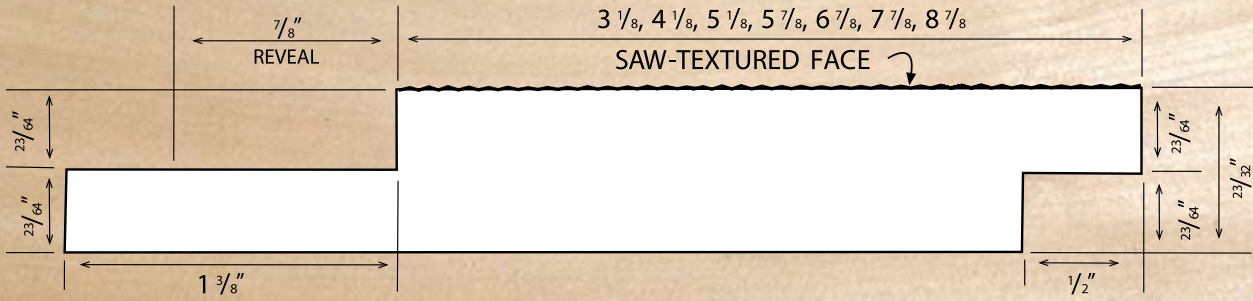


**E.W.P. - 4 & 4 [DECORATIVE]**



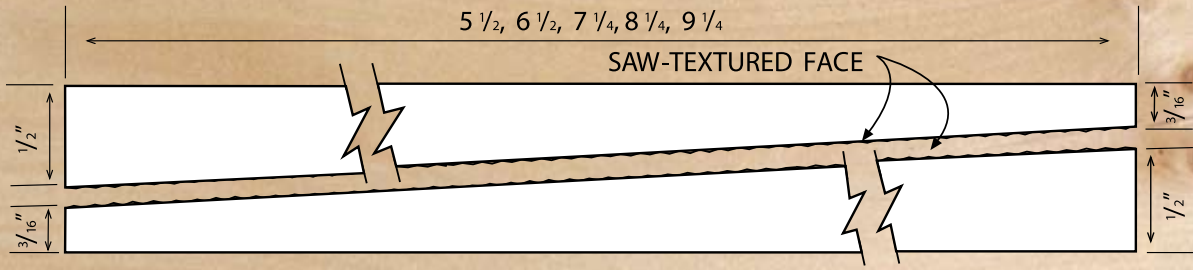
**E.W.P.** - CHANNEL RUSTIC ( $\frac{1}{2}$  REVEAL) [DECORATIVE OR SIDING]

**NELMA®**



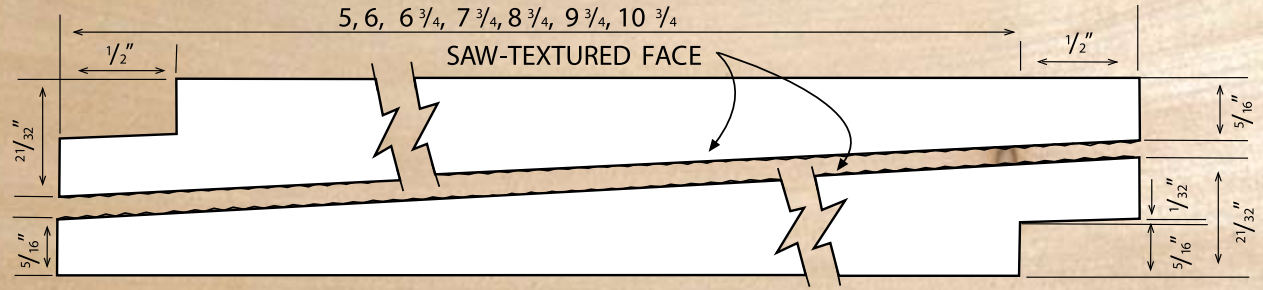
**E.W.P.** - CHANNEL RUSTIC ( $7/8$  REVEAL) [DECORATIVE OR SIDING]



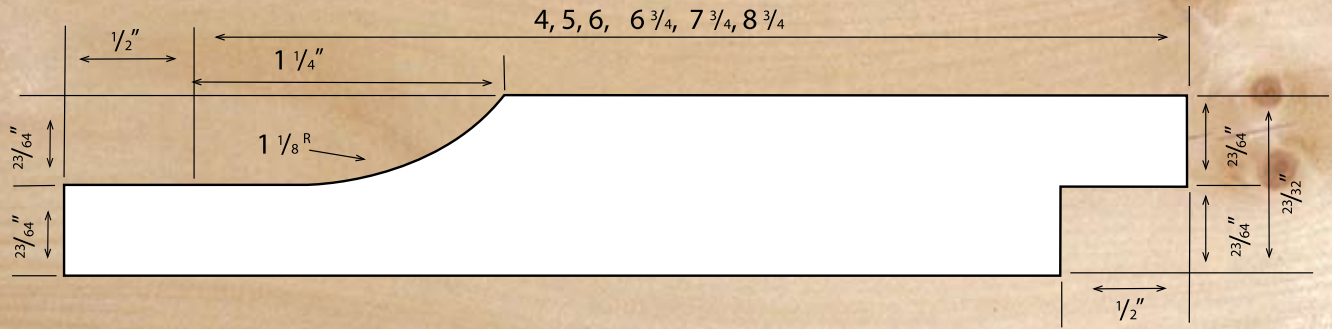


# E.W.P. - BEVEL SIDING [SIDING]

13

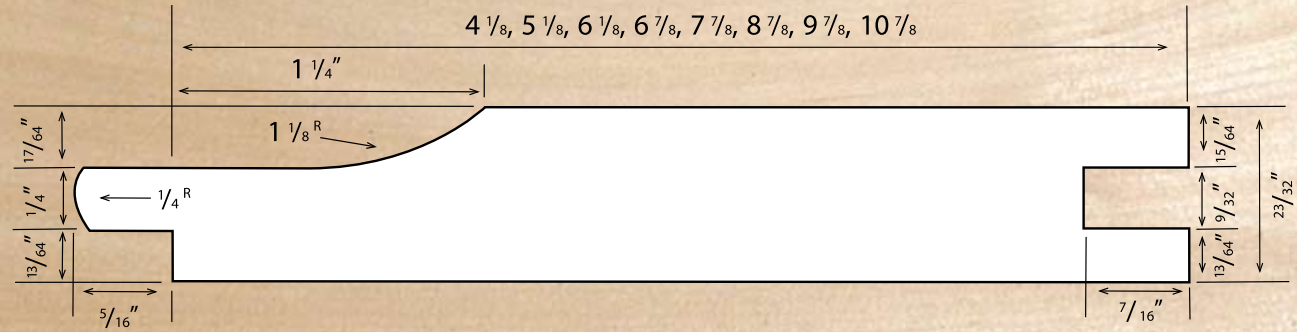


**E.W.P. - DOLLY VARDEN** [SIDING]

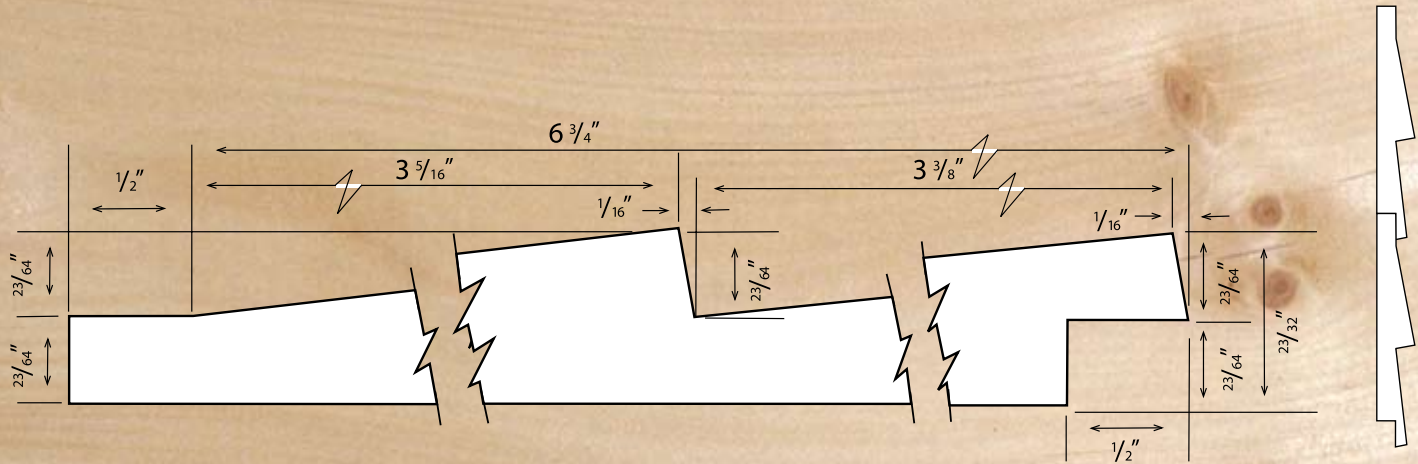


**E.W.P. - 105 DROP SIDING** [SIDING]

15

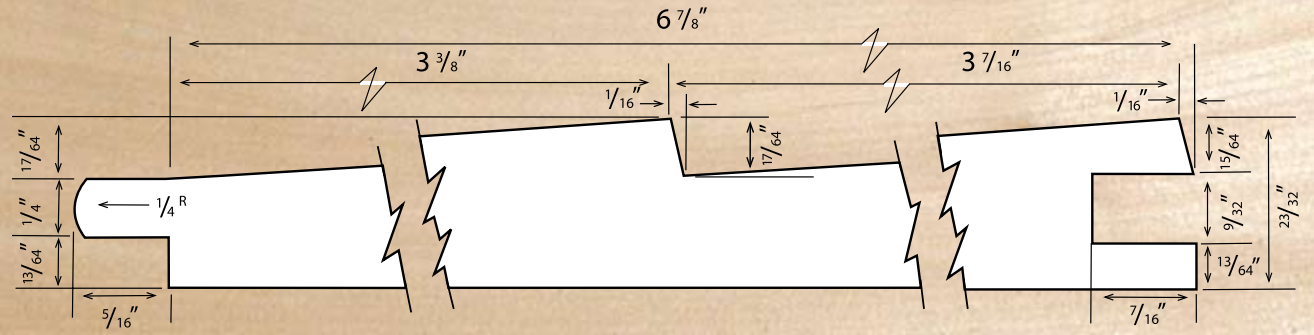


**E.W.P.** - 106 DROP SIDING [SIDING]

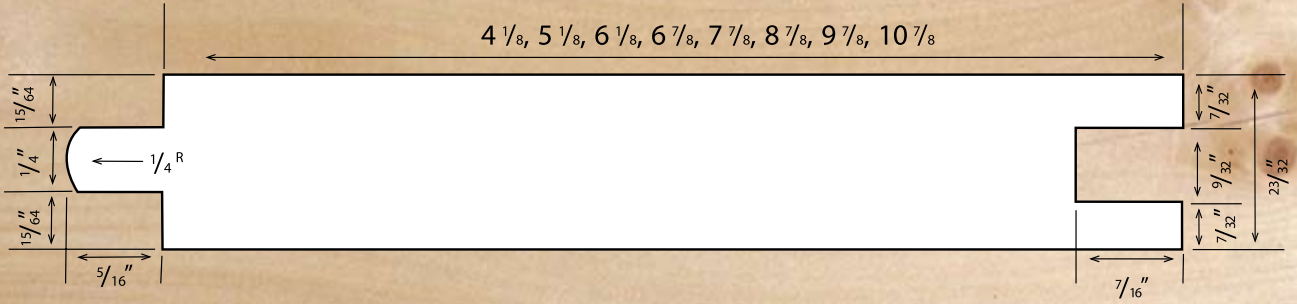


# E.W.P. - DBLE CLAPBOARD SHIPLAP [SIDING]

17

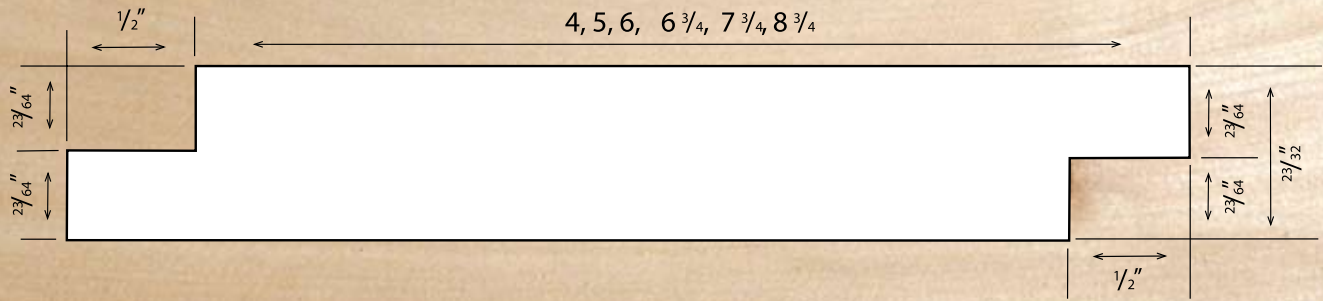


**E.W.P.** - DBLE CLAPBOARD T & G [SIDING]



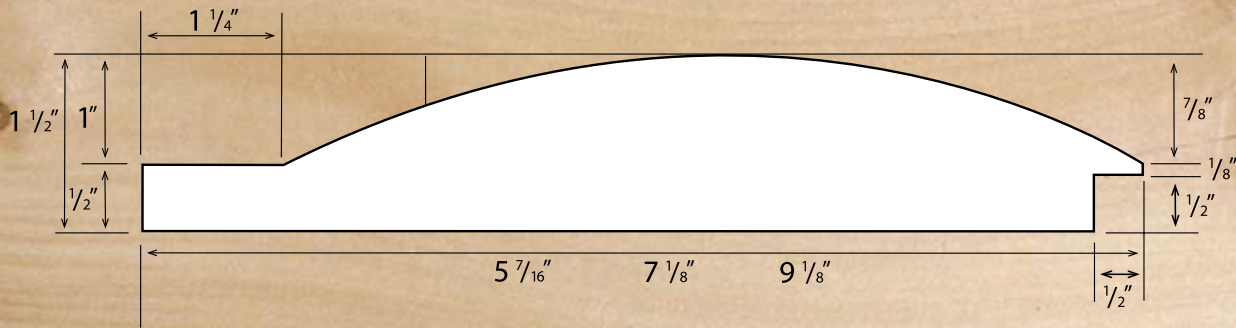
**E.W.P. - 1" CENTER MATCH** [DECORATIVE OR SIDING]

19



**E.W.P. - 1" SHIPLAP** [DECORATIVE OR SIDING]

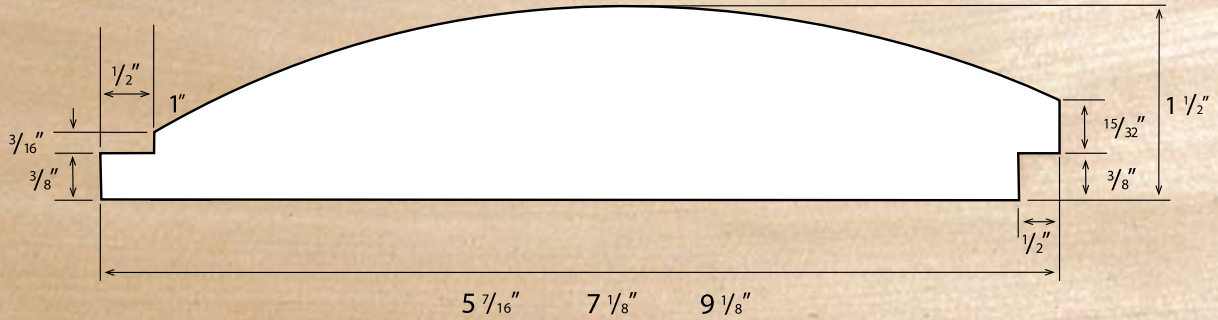




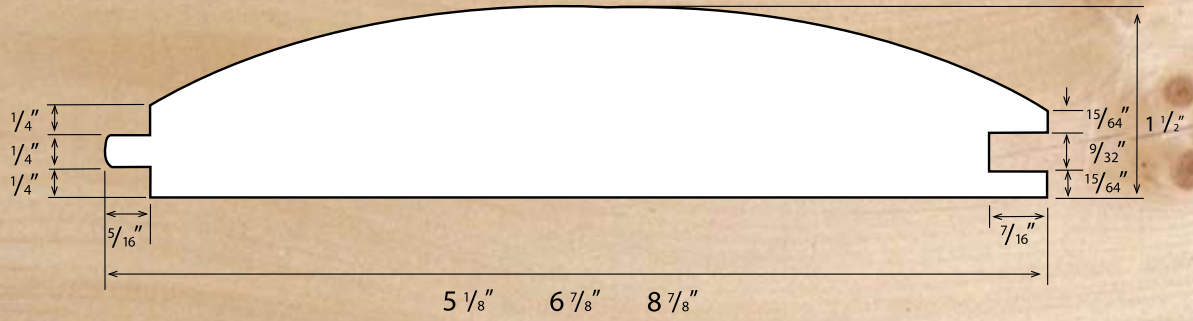
**E.W.P.** - 6" 8" 10" LOG SIDING NELMA SHIPLAP REVEAL [SIDING]

**NELMA®**

21



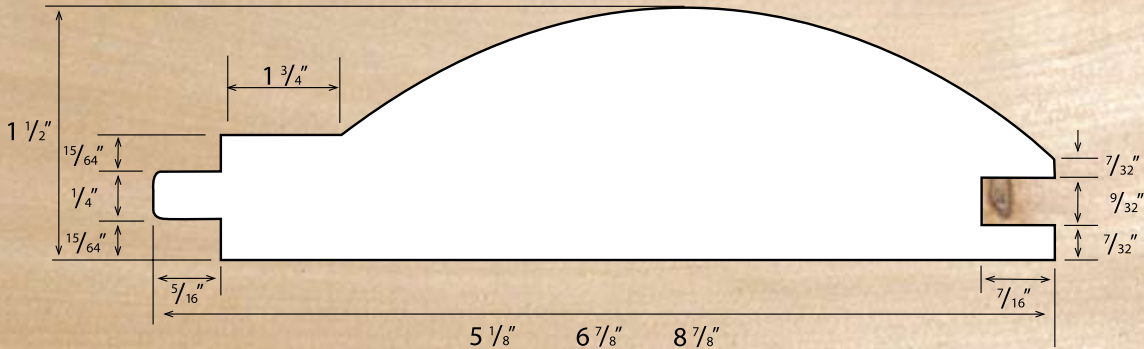
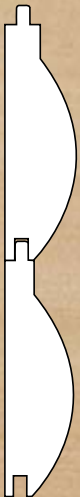
**E.W.P. - 6" 8" 10" LOG SIDING** NELMA SHIPLAP FULL ROUND [SIDING]



**E.W.P.** - 6" 8" 10" LOG SIDING NELMA T & G FULL ROUND [SIDING]

**NELMA®**

23



**E.W.P.** - 6" 8" 10" LOG SIDING NE LMA T & G with REVEAL [SIDING]

A wide-angle photograph of a basketball court. The walls are made of light-colored wood paneling. There are two basketball hoops, one on the left and one on the right. The floor is polished wood with visible court lines. Sunlight streams in from windows, creating bright patches on the floor. A semi-transparent white banner with a blue gradient is overlaid in the center, containing text.

FROM HISTORIC BUILDINGS TO MODERN STRUCTURES, **EASTERN WHITE PINE** can be used to complement, detail or surround an environment. Its versatility is confined only by imagination.

# NELMA®

## Northeastern Lumber Manufacturers Association

272 Tuttle Road (P.O. Box 87A)  
Cumberland, Maine 04021

**Phone:** (207) 829-6901

**Fax:** (207) 829-4293

info@nelma.org

[www.nelma.org](http://www.nelma.org)

23/64"

23/64"

3 1/2, 4 1/2, 5 1/2,

SAW - TE

eastern  
white pine

sustainable  
versatility

(1/2 RE