


**THERMORY**<sup>®</sup>  
LEAVE A LASTING IMPACT

Product  
Options



# DECKING



Smooth Finish



JEM Joints



Easy Installation



No Hot Feet



Low Maintenance

**SPECIES:**

White Ash  
Red Oak  
Scots Pine  
Spruce






**USE:**

Interior  
Exterior



**BENCHMARK ASH**  
by THERMORY®

## Decking

| PRODUCT  |   | SPECIES   | DIMENSIONS  | COVERAGE | LENGTHS  | MODIFICATION STRENGTH | TEXTURE | INSTALLATION                     |
|--|---|-----------|-------------|----------|----------|-----------------------|---------|----------------------------------|
|  | <b>1 X 4 ASH DECKING - GROOVED (JEM)</b>            | White Ash | .79" x 3.7" | 3.7"     | 3' - 12' | Intense               | Smooth  | T4 Clip                          |
|  | <b>1 X 4 ASH DECKING - NO GROOVE (JEM)</b>          | White Ash | .79" x 3.7" | 3.7"     | 3' - 12' | Intense               | Smooth  | 40mm FG Screws — Pro Plug System |
|  | <b>1 X 6 ASH STANDARD DECKING - GROOVED (JEM)</b>   | White Ash | .79" x 5.2" | 5.2"     | 3' - 12' | Intense               | Smooth  | T6 Clip                          |
|  | <b>1 X 6 ASH STANDARD DECKING - NO GROOVE (JEM)</b> | White Ash | .79" x 5.2" | 5.2"     | 3' - 12' | Intense               | Smooth  | 40mm FG Screws — Pro Plug System |
|  | <b>1 X 6 ASH MAX DECKING - GROOVED (JEM)</b>        | White Ash | .79" x 5.9" | 5.9"     | 3' - 12' | Intense               | Smooth  | T6 Clip                          |



| PRODUCT   | SPECIES   | DIMENSIONS   | COVERAGE | LENGTHS  | MODIFICATION STRENGTH | TEXTURE | INSTALLATION                     |
|---|-----------|--------------|----------|----------|-----------------------|---------|----------------------------------|
| 1 X 6 ASH MAX DECKING - NO GROOVE (JEM)                   | White Ash | .79" x 5.9"  | 5.9"     | 3' - 12' | Intense               | Smooth  | 40mm FG Screws — Pro Plug System |
| 5/4 X 4 ASH DECKING - GROOVED (JEM)                       | White Ash | 1.02" x 3.5" | 3.5"     | 3' - 12' | Intense               | Smooth  | T4 Clip                          |
| 5/4 X 4 ASH DECKING - NO GROOVE (JEM)                     | White Ash | 1.02" x 3.5" | 3.5"     | 3' - 12' | Intense               | Smooth  | 60mm FG Screws — Pro Plug System |
| 5/4 X 5 ASH DECKING - GROOVED (JEM)                       | White Ash | 1.02" x 4.5" | 4.5"     | 3' - 12' | Intense               | Smooth  | T6 Clip                          |
| 5/4 X 5 ASH DECKING - NO GROOVE (JEM)                     | White Ash | 1.02" x 4.5" | 4.5"     | 3' - 12' | Intense               | Smooth  | 60mm FG Screws — Pro Plug System |
| 5/4 X 5 ASH DECKING - PACS GROOVED (JEM)                  | White Ash | 1.02" x 4.6" | 4.6"     | 3' - 12' | Intense               | Smooth  | PaCS Decking Strips              |
| 5/4 X 6 ASH STANDARD DECKING - GROOVED (JEM)              | White Ash | 1.02" x 5.1" | 5.1"     | 3' - 12' | Intense               | Smooth  | T6 Clip                          |
| 5/4 X 6 ASH STANDARD DECKING - NO GROOVE (JEM)            | White Ash | 1.02" x 5.1" | 5.1"     | 3' - 12' | Intense               | Smooth  | 60mm FG Screws — Pro Plug System |
| *SPECIAL ORDER* 5/4 X 6 ASH MAX DECKING - GROOVED (JEM)   | White Ash | 1.02" x 5.7" | 5.7"     | 3' - 12' | Intense               | Smooth  | T6 Clip                          |
| *SPECIAL ORDER* 5/4 X 6 ASH MAX DECKING - NO GROOVE (JEM) | White Ash | 1.02" x 5.7" | 5.7"     | 3' - 12' | Intense               | Smooth  | 60mm FG Screws — Pro Plug System |



# BENCHMARK RED OAK

by THERMORY®

## Decking

| PRODUCT  | SPECIES | DIMENSIONS   | COVERAGE | LENGTHS  | MODIFICATION STRENGTH | TEXTURE | INSTALLATION                     |
|--|---------|--------------|----------|----------|-----------------------|---------|----------------------------------|
| 5/4 X 6 RED OAK STANDARD DECKING - GROOVED (JEM)   | Red Oak | 1.02" x 5.1" | 5.1"     | 3' - 12' | Intense               | Smooth  | T6 Clip                          |
| 5/4 X 6 RED OAK STANDARD DECKING - NO GROOVE (JEM) | Red Oak | 1.02" x 5.1" | 5.1"     | 3' - 12' | Intense               | Smooth  | 60mm FG Screws — Pro Plug System |
| 5/4 X 6 RED OAK MAX DECKING - GROOVED (JEM)        | Red Oak | 1.02" x 5.7" | 5.7"     | 3' - 12' | Intense               | Smooth  | T6 Clip                          |
| 5/4 X 6 RED OAK MAX DECKING - NO GROOVE (JEM)      | Red Oak | 1.02" x 5.7" | 5.7"     | 3' - 12' | Intense               | Smooth  | 60mm FG Screws — Pro Plug System |







# BENCHMARK PINE

by THERMORY®

## Decking

| PRODUCT                          | SPECIES    | DIMENSIONS   | COVERAGE | LENGTHS  | MODIFICATION STRENGTH | TEXTURE | INSTALLATION                     |
|----------------------------------|------------|--------------|----------|----------|-----------------------|---------|----------------------------------|
| 5/4 X 6 PINE DECKING - GROOVED   | Scots Pine | 1.02" x 5.5" | 5.5"     | 8' - 16' | Intense               | Smooth  | PC Clip                          |
| 5/4 X 6 PINE DECKING - NO GROOVE | Scots Pine | 1.02" x 5.5" | 5.5"     | 8' - 16' | Intense               | Smooth  | 60mm FG Screws — Pro Plug System |



| PRODUCT  | SPECIES | DIMENSIONS   | COVERAGE | LENGTHS  | MODIFICATION STRENGTH | TEXTURE           | INSTALLATION                                 |
|--|---------|--------------|----------|----------|-----------------------|-------------------|--|
|  <b>*SPECIAL ORDER*</b><br>5/4 X 6<br>SPRUCE<br>DECKING -<br>GROOVED   | Spruce  | 1.02" x 5.5" | 5.5"     | 8' - 16' | Intense               | Brushed,<br>Rough | PC Clip                                      |
|  <b>*SPECIAL ORDER*</b><br>5/4 X 6<br>SPRUCE<br>DECKING -<br>NO GROOVE | Spruce  | 1.02" x 5.5" | 5.5"     | 8' - 16' | Intense               | Brushed,<br>Rough | 60mm FG<br>Screws<br>—<br>Pro Plug<br>System |
|  5/4 X 8<br>SPRUCE<br>DECKING -<br>GROOVED                             | Spruce  | 1.02" x 7.3" | 7.3"     | 8' - 16' | Intense               | Brushed,<br>Rough | PC Clip                                      |
|  5/4 X 8<br>SPRUCE<br>DECKING -<br>NO GROOVE                           | Spruce  | 1.02" x 7.3" | 7.3"     | 8' - 16' | Intense               | Brushed,<br>Rough | 60mm FG<br>Screws<br>—<br>Pro Plug<br>System |



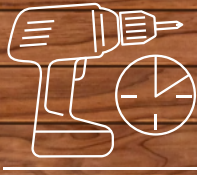
# CLADDING



Dimensionally Stable



JEM Joints




Easy Installation



Sustainable



Low Maintenance



**SPECIES:**

White Ash  
Red Oak  
Scots Pine  
Radiata Pine  
Spruce

**USE:**

Interior  
Exterior



**BENCHMARK ASH**  
by THERMORY®

## Cladding

| PRODUCT  | SPECIES   | DIMENSIONS  | COVERAGE | LENGTHS  | MODIFICATION STRENGTH | TEXTURE | INSTALLATION   |
|--|-----------|-------------|----------|----------|-----------------------|---------|----------------|
| 1 X 4 ASH CLADDING - T/G (JEM)                 | White Ash | .79" x 3.7" | 3.5"     | 3' - 12' | Intense               | Smooth  | 60mm FG Screws |
| 1 X 4 ASH CLADDING - C20 (JEM)                 | White Ash | .79" x 3.7" | 3.5"     | 3' - 12' | Intense               | Smooth  | 60mm FG Screws |
| 1 X 5 ASH CLADDING - T/G (JEM)                 | White Ash | .79" x 4.4" | 4.2"     | 3' - 12' | Intense               | Smooth  | 60mm FG Screws |
| *SPECIAL ORDER* 1 X 5 ASH CLADDING - C20 (JEM) | White Ash | .79" x 4.4" | 4.1"     | 3' - 12' | Intense               | Smooth  | 60mm FG Screws |
| *SPECIAL ORDER* 1 X 6 ASH CLADDING - C20 (JEM) | White Ash | .79" x 5.9" | 5.6"     | 3' - 12' | Intense               | Smooth  | 60mm FG Screws |
| 1 X 6 ASH CLADDING - T/G (JEM)                 | White Ash | .79" x 6.1" | 5.9"     | 3' - 12' | Intense               | Smooth  | 60mm FG Screws |



# BENCHMARK ASH

by THERMORY®

## Cladding

| PRODUCT  | SPECIES   | DIMENSIONS   | COVERAGE | LENGTHS  | MODIFICATION STRENGTH | TEXTURE | INSTALLATION        |
|--|-----------|--------------|----------|----------|-----------------------|---------|---------------------|
| 1 X 6 ASH CLADDING - PACS C23J (JEM)             | White Ash | .79" x 5.9"  | 5.6"     | 3' - 12' | Intense               | Smooth  | PaCS Furring Strips |
| *SPECIAL ORDER* 5/4 x 4 ASH CLADDING - C72 (JEM) | White Ash | 1.02" x 3.6" | 3.2"     | 3' - 12' | Intense               | Smooth  | 60mm FG Screws      |
| *SPECIAL ORDER* 5/4 x 5 ASH CLADDING - C72 (JEM) | White Ash | 1.02" x 4.6" | 4.2"     | 3' - 12' | Intense               | Smooth  | 60mm FG Screws      |



# BENCHMARK RED OAK

by THERMORY®

## Cladding

| PRODUCT                                     | SPECIES | DIMENSIONS  | COVERAGE | LENGTHS  | MODIFICATION STRENGTH | TEXTURE | INSTALLATION   |
|---|---------|-------------|----------|----------|-----------------------|---------|----------------|
| 1 X 6 RED OAK CLADDING - STANDARD C57 (JEM) | Red Oak | .79" x 5.2" | 4.9"     | 3' - 12' | Intense               | Smooth  | 60mm FG Screws |
| 1 X 6 RED OAK CLADDING - MAX C57 (JEM)      | Red Oak | .79" x 5.9" | 5.6"     | 3' - 12' | Intense               | Smooth  | 60mm FG Screws |



# BENCHMARK CLEAR PINE

by THERMORY®

## Cladding





| PRODUCT                                       | SPECIES      | DIMENSIONS  | COVERAGE | LENGTHS  | MODIFICATION STRENGTH | TEXTURE | INSTALLATION             |
|---|--------------|-------------|----------|----------|-----------------------|---------|--------------------------|
| 1 X 3 CLEAR PINE CLADDING - PACS C7J (JEM)    | Radiata Pine | .79" x 2.6" | 2.8"     | 8' - 10' | Intense               | Smooth  | PaCS Aluminum Start Rail |
| 1 X 6 CLEAR PINE CLADDING - C19 (JEM) BRUSHED | Radiata Pine | .79" x 5.4" | 5.2"     | 8' - 16' | Intense               | Brushed | 60mm FG Screws           |



# BENCHMARK CLEAR PINE

by THERMORY®

# Cladding





| PRODUCT   | SPECIES      | DIMENSIONS  | COVERAGE | LENGTHS  | MODIFICATION STRENGTH | TEXTURE | INSTALLATION      |
|---|--------------|-------------|----------|----------|-----------------------|---------|-------------------|
|  <b>*SPECIAL ORDER*</b><br>1 X 6<br>CLEAR PINE<br>CLADDING -<br>C19 (JEM)<br>SMOOTH | Radiata Pine | .79" x 5.4" | 5.2"     | 8' - 16' | Intense               | Smooth  | 60mm FG<br>Screws |
|  <b>*SPECIAL ORDER*</b><br>1 X 6<br>CLEAR PINE<br>CLADDING -<br>CAR3 (JEM)          | Radiata Pine | .79" x 5.4" | 5.1"     | 8' - 16' | Intense               | Smooth  | 60mm FG<br>Screws |
|  <b>*SPECIAL ORDER*</b><br>1 X 6<br>CLEAR PINE<br>CLADDING -<br>CAR3<br>STRIPES     | Radiata Pine | .75" x 5.4" | 5.1"     | 8' - 16' | Intense               | Smooth  | 60mm FG<br>Screws |
|  <b>*SPECIAL ORDER*</b><br>1 X 6<br>CLEAR PINE<br>CLADDING -<br>CAR3<br>STRIPES     | Radiata Pine | .75" x 5.4" | 5.1"     | 8' - 16' | Intense               | Brushed | 60mm FG<br>Screws |



# BENCHMARK PINE

by THERMORY®

# Cladding

| PRODUCT   | SPECIES    | DIMENSIONS  | COVERAGE | LENGTHS  | MODIFICATION STRENGTH | TEXTURE          | INSTALLATION      |
|---|------------|-------------|----------|----------|-----------------------|------------------|-------------------|
|  1 X 6 PINE<br>CLADDING -<br>C19 (JEM)<br>REVERSIBLE                            | Scots Pine | .79" x 5.5" | 5.2"     | 8' - 16' | Intense               | Smooth,<br>Rough | 60mm FG<br>Screws |
|  <b>*SPECIAL ORDER*</b><br>1 X 4 PINE<br>CLADDING -<br>C34 (JEM)<br>MIX & MATCH | Scots Pine | .79" x 3.5" | 2.8"     | 8' - 16' | Intense               | Smooth           | 60mm FG<br>Screws |
|  <b>*SPECIAL ORDER*</b><br>1 X 6 PINE<br>CLADDING -<br>C34 (JEM)<br>MIX & MATCH | Scots Pine | .79" x 5.5" | 4.8"     | 8' - 16' | Intense               | Smooth           | 60mm FG<br>Screws |
|  <b>*SPECIAL ORDER*</b><br>2 X 3 PINE<br>CLADDING -<br>C34<br>MIX & MATCH       | Scots Pine | 1.6" x 2.6" | 1.9"     | 8' - 16' | Intense               | Smooth           | 60mm FG<br>Screws |








# BENCHMARK PINE

by THERMORY®

# Cladding



| PRODUCT  | SPECIES  | DIMENSIONS | COVERAGE     | LENGTHS | MODIFICATION STRENGTH | TEXTURE | INSTALLATION |                |
|--|--|------------|--------------|---------|-----------------------|---------|--------------|----------------|
|   | *SPECIAL ORDER*<br><b>5/4 X 5 PINE CLADDING - C34 (JEM)</b><br>MIX & MATCH         | Scots Pine | 1.02" x 4.5" | 3.8"    | 8' - 16'              | Intense | Smooth       | 60mm FG Screws |
|    | *SPECIAL ORDER*<br><b>1 X 4 PINE CLADDING - C34</b><br>MIX & MATCH STRIPES         | Scots Pine | .75" x 3.5"  | 2.5"    | 8' - 16'              | Intense | Smooth       | 60mm FG Screws |
|    | *SPECIAL ORDER*<br><b>1 X 4 PINE CLADDING - C34</b><br>MIX & MATCH STRIPES         | Scots Pine | .75" x 3.5"  | 2.5"    | 8' - 16'              | Intense | Brushed      | 60mm FG Screws |
|    | *SPECIAL ORDER*<br><b>1 X 6 PINE CLADDING - C34 (JEM)</b><br>MIX & MATCH STRIPES   | Scots Pine | .75" x 5.5"  | 4.5"    | 8' - 16'              | Intense | Smooth       | 60mm FG Screws |
|   | *SPECIAL ORDER*<br><b>1 X 6 PINE CLADDING - C34 (JEM)</b><br>MIX & MATCH STRIPES   | Scots Pine | .75" x 5.5"  | 4.5"    | 8' - 16'              | Intense | Brushed      | 60mm FG Screws |
|  | *SPECIAL ORDER*<br><b>2 X 3 PINE CLADDING - C34</b><br>MIX & MATCH STRIPES         | Scots Pine | 1.61" x 2.6" | 1.6"    | 8' - 16'              | Intense | Smooth       | 60mm FG Screws |
|  | *SPECIAL ORDER*<br><b>2 X 3 PINE CLADDING - C34</b><br>MIX & MATCH STRIPES         | Scots Pine | 1.61" x 2.6" | 1.6"    | 8' - 16'              | Intense | Brushed      | 60mm FG Screws |
|  | *SPECIAL ORDER*<br><b>5/4 X 5 PINE CLADDING - C34 (JEM)</b><br>MIX & MATCH STRIPES | Scots Pine | .98" x 4.5"  | 3.5"    | 8' - 16'              | Intense | Smooth       | 60mm FG Screws |
|  | *SPECIAL ORDER*<br><b>5/4 X 5 PINE CLADDING - C34 (JEM)</b><br>MIX & MATCH STRIPES | Scots Pine | .98" x 4.5"  | 3.5"    | 8' - 16'              | Intense | Brushed      | 60mm FG Screws |



# BENCHMARK PINE

by THERMORY®





## Cladding


| PRODUCT  | SPECIES   | DIMENSIONS | COVERAGE   | LENGTHS | MODIFICATION STRENGTH | TEXTURE | INSTALLATION |                   |
|--|---|------------|------------|---------|-----------------------|---------|--------------|-------------------|
|  | *SPECIAL ORDER*<br>5/4 X 6 PINE<br>CLADDING -<br>C8G<br>STRIPES | Scots Pine | .98" x 5.5 | 4.7"    | 8' - 16'              | Intense | Smooth       | 60mm FG<br>Screws |
|  | *SPECIAL ORDER*<br>5/4 X 6 PINE<br>CLADDING -<br>C8G<br>STRIPES | Scots Pine | .98" x 5.5 | 4.7"    | 8' - 16'              | Intense | Brushed      | 60mm FG<br>Screws |

# IGNITE


by THERMORY®

## Cladding


| PRODUCT  | SPECIES  | DIMENSIONS | COVERAGE    | LENGTHS | MODIFICATION STRENGTH | TEXTURE | INSTALLATION |  |
|--|--|------------|-------------|---------|-----------------------|---------|--------------|--|
|   | 1 X 6 SPRUCE<br>CLADDING -<br>GROOVED C24<br>(JEM)<br>DRAGON SCALE               | Spruce     | .79" x 5.5" | 5.2"    | 8' - 16'              | Intense | Embossed     | 60mm FG<br>Screws<br>(black finish<br>available) |
|  | 1 X 6 SPRUCE<br>CLADDING -<br>GROOVED C24<br>(JEM)<br>BRUSHED                    | Spruce     | .79" x 5.5" | 5.2"    | 8' - 16'              | Intense | Brushed      | 60mm FG<br>Screws<br>(black finish<br>available) |
|  | 1 X 8 SPRUCE<br>CLADDING -<br>GROOVED C24<br>(JEM)<br>DRAGON SCALE               | Spruce     | .79" x 7.3" | 6.9"    | 8' - 16'              | Intense | Embossed     | 60mm FG<br>Screws<br>(black finish<br>available) |
|  | *SPECIAL ORDER*<br>1 X 8 SPRUCE<br>CLADDING -<br>GROOVED C24<br>(JEM)<br>BRUSHED | Spruce     | .79" x 7.3" | 6.9"    | 8' - 16'              | Intense | Brushed      | 60mm FG<br>Screws<br>(black finish<br>available) |



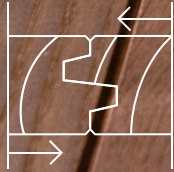
| PRODUCT   | SPECIES | DIMENSIONS   | COVERAGE | LENGTHS  | MODIFICATION STRENGTH | TEXTURE  | INSTALLATION   |
|---|---------|--------------|----------|----------|-----------------------|----------|----------------|
| 1 X 8 SPRUCE CLADDING - C15 (JEM)                           | Spruce  | .79" x 7.3"  | 6.9"     | 8' - 16' | Intense               | Brushed  | 60mm FG Screws |
| *SPECIAL ORDER* 5/4 X 6 SPRUCE CLADDING - CAR10 STRIPES     | Spruce  | .98" x 5.5   | 5.2"     | 8' - 16' | Intense               | Smooth   | 60mm FG Screws |
| *SPECIAL ORDER* 5/4 X 6 SPRUCE CLADDING - CAR10 STRIPES     | Spruce  | .98" x 5.5   | 5.2"     | 8' - 16' | Intense               | Brushed  | 60mm FG Screws |
| *SPECIAL ORDER* 5/4 X 7 SPRUCE CLADDING - GROOVED C75 (JEM) | Spruce  | 1.02" x 6.3" | 5.9"     | 8' - 16' | Intense               | Smooth   | 60mm FG Screws |
| *SPECIAL ORDER* 5/4 X 8 SPRUCE CLADDING - GROOVED C75 (JEM) | Spruce  | 1.02" x 7.3" | 6.9"     | 8' - 16' | Intense               | Smooth   | 60mm FG Screws |
| *SPECIAL ORDER* 1 X 8 SPRUCE CLADDING - C15 (JEM) DUNE      | Spruce  | .79" x 7.3"  | 6.9"     | 8' - 16' | Intense               | Embossed | 60mm FG Screws |



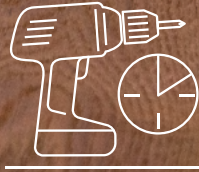
# PORCH FLOORING



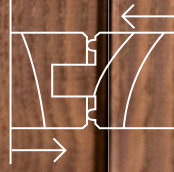
Smooth Finish



JEM Joints



Easy Installation



Expansion Beads



Low Maintenance

**SPECIES:**



White Ash  
Scots Pine


**USE:**

Exterior



## Porch Flooring

| PRODUCT  | SPECIES    | DIMENSIONS   | COVERAGE | LENGTHS  | MODIFICATION STRENGTH | TEXTURE | INSTALLATION   |
|--|------------|--------------|----------|----------|-----------------------|---------|----------------|
|  1 X 4 ASH PORCH FLOORING - T/G (JEM)    | White Ash  | .79" x 3.7"  | 3.5"     | 3' - 12' | Intense               | Smooth  | 60mm FG Screws |
|  5/4 X 5 PINE PORCH FLOORING - T/G (JEM) | Scots Pine | 1.02" x 4.5" | 4.3"     | 8' - 16' | Intense               | Smooth  | 60mm FG Screws |



# STANDARD STOCK

## SPECIES:





White Ash  
Red Oak  
Scots Pine  
Radiata Pine  
Spruce

## USE:

Interior  
Exterior

## Standard Stock



### PRODUCT

|  |   |   |
|--|---|---|
|   | <b>ASH<br/>STANDARD<br/>STOCK</b>               | <div data-bbox="461 747 721 827">2" x 6"</div> <div data-bbox="740 747 899 827">2" x 4"</div> <div data-bbox="461 848 683 898">5/4" x 4"</div> <div data-bbox="699 848 911 898">5/4" x 5"</div> <div data-bbox="927 848 1154 898">5/4" x 6" Standard</div> <div data-bbox="1170 848 1430 898">5/4" x 6" Max *</div> <div data-bbox="461 919 626 961">1" x 4"</div> <div data-bbox="643 919 870 961">1" x 6" Standard</div> <div data-bbox="886 919 1146 961">1" x 6" Max</div> <div data-bbox="1162 919 1398 961">1" x 5"</div> <div data-bbox="461 982 797 1024">1" x 8"</div> |
|  | <b>RED OAK<br/>STANDARD<br/>STOCK</b>           | <div data-bbox="461 1142 708 1192">5/4" x 6" Standard</div> <div data-bbox="724 1142 976 1192">5/4" x 6" Max</div>  |
|  | <b>PINE<br/>STANDARD<br/>STOCK</b>              | <div data-bbox="461 1310 721 1390">2" x 6"</div> <div data-bbox="740 1310 899 1390">2" x 4"</div> <div data-bbox="461 1411 760 1461">5/4" x 6"</div> <div data-bbox="461 1482 721 1524">1" x 6"</div>   |
|  | <b>CLEAR PINE<br/>STANDARD<br/>STOCK</b>        | <div data-bbox="461 1646 708 1688">1" x 6"</div>  |
|  | <b>KODIAK<br/>SPRUCE<br/>STANDARD<br/>STOCK</b> | <div data-bbox="461 1898 760 1940">5/4" x 6" *</div> <div data-bbox="776 1898 1105 1940">5/4" x 8"</div>  |

\*Special Order



# INTERIOR PANELING



Smooth Finish



Sustainable



Easy Installation



Low Maintenance



Endless Combinations

## SPECIES:

Alder  
Aspen  
Medium Aspen  
Medium Magnolia  
Medium Spruce






## USE:

Interior

# INTERIOR








by THERMORY®

## Wall Paneling

| PRODUCT  | SPECIES | DIMENSIONS   | COVERAGE | LENGTHS  | MODIFICATION STRENGTH | TEXTURE | INSTALLATION |
|--|---------|--------------|----------|----------|-----------------------|---------|--------------|
|  <b>5/4 X 3 ALDER STEP</b>       | Alder   | 1.06" x 2.5" | 2.2"     | 6' - 10' | None                  | Smooth  | Staple       |
|  <b>1 X 5 ALDER STS4</b>         | Alder   | .59" x 4.7"  | 4.4"     | 6' - 10' | None                  | Smooth  | Staple       |
|  <b>1 X 5 ALDER STS4 BRUSHED</b> | Alder   | .59" x 4.7"  | 4.4"     | 6' - 10' | None                  | Brushed | Staple       |
|  <b>1 X 4 ALDER STS4</b>         | Alder   | .59" x 3.5"  | 3.2"     | 6' - 10' | None                  | Brushed | Staple       |
|  <b>1 X 5 ASPEN STS4</b>         | Aspen   | .59" x 4.7"  | 4.4"     | 6' - 10' | None                  | Smooth  | Staple       |

| PRODUCT   | SPECIES  | DIMENSIONS   | COVERAGE | LENGTHS          | MODIFICATION STRENGTH | TEXTURE | INSTALLATION |
|---|----------|--------------|----------|------------------|-----------------------|---------|--------------|
|  5/4 X 3 ASPEN STEP                         | Aspen    | 1.06" x 2.5" | 2.2"     | 6' - 10'         | Medium                | Smooth  | Staple       |
|  1 X 4 ASPEN STS4                           | Aspen    | .59" x 3.5"  | 3.2"     | 6' - 10'         | Medium                | Smooth  | Staple       |
|  1 X 5 ASPEN STS4                           | Aspen    | .59" x 4.7"  | 4.4"     | 6' - 10'         | Medium                | Smooth  | Staple       |
|  1 X 4 ASPEN KYTE                           | Aspen    | .59" x 3.4"  | 3.1"     | 6' - 10'         | Medium                | Smooth  | Staple       |
|  1 X 4 ASPEN VIRE                          | Aspen    | .59" x 3.5"  | 3.1"     | 6' - 10'         | Medium                | Smooth  | Staple       |
|  *SPECIAL ORDER*<br>1 X 4 ASPEN WAVE      | Aspen    | 1.1" x 2.6"  | 2.2"     | 6' - 10'         | Medium                | Smooth  | Staple       |
|  *SPECIAL ORDER*<br>1 X 4 ASPEN STF TILES | Aspen    | .59" x 3.2"  | 3.0"     | 11.50" or 22.75" | Medium                | Smooth  | Staple       |
|  *SPECIAL ORDER*<br>1 X 4 ASPEN SRP       | Aspen    | .59" x 3.1"  | 2.8"     | 6' - 10'         | Medium                | Smooth  | Staple       |
|  1 X 7 MAGNOLIA STS10                     | Magnolia | .56" x 6.7"  | 6.4"     | 6' - 10'         | Medium                | Smooth  | Staple       |
|  1 X 4 SPRUCE STS4                        | Spruce   | .59" x 3.5"  | 3.2"     | 6' - 10'         | Medium                | Smooth  | Staple       |



| PRODUCT   | SPECIES  | DIMENSIONS   | COVERAGE | LENGTHS  | MODIFICATION STRENGTH | TEXTURE | INSTALLATION   |
|---|----------|--------------|----------|----------|-----------------------|---------|----------------|
|  1 X 4 ALDER SHP        | Alder    | .83" x 3.5"  | 3.5"     | 6' - 10' | None                  | Smooth  | 40mm FG Screws |
|  5/4 X 4 ALDER SHP      | Alder    | 1.1" x 3.5"  | 3.5"     | 6' - 10' | None                  | Smooth  | 40mm FG Screws |
|  5/4 X 4 ASPEN SHP      | Aspen    | 1.1" x 3.5"  | 3.5"     | 6' - 10' | None                  | Smooth  | 40mm FG Screws |
|  1 X 4 ASPEN SHP        | Aspen    | .83" x 3.5"  | 3.5"     | 6' - 10' | Medium                | Smooth  | 40mm FG Screws |
|  5/4 X 4 ASPEN SHP     | Aspen    | 1.1" x 3.5"  | 3.5"     | 6' - 10' | Medium                | Smooth  | 40mm FG Screws |
|  5/4 X 8 MAGNOLIA SHP | Magnolia | 1.1" x 7.3"  | 7.3"     | 6' - 10' | Medium                | Smooth  | 40mm FG Screws |
|  5/4 X 4 SPRUCE SHP   | Spruce   | 1.01" x 3.5" | 3.5"     | 6' - 10' | Medium                | Smooth  | 40mm FG Screws |





# HARDWARE

| PRODUCT   | NAME                                   | TYPE                             | USE                                      |
|---|--|----------------------------------|--|
|    | <b>6" HIDDEN CLIP WITH SCREW (PC)</b>  | Plastic                          | Benchmark Pine/ Kodiak Decking           |
|    | <b>6" HIDDEN CLIP WITH SCREW (T6)</b>  | Stainless Steel                  | 6" Benchmark Ash Decking                 |
|    | <b>4" HIDDEN CLIP WITH SCREW (T4)</b>  | Stainless Steel                  | 4" Benchmark Ash Decking                 |
|    | <b>STARBORN PRO PLUGS (WHITE ASH)</b>  | Thermory White Ash               | Benchmark Ash Decking                    |
|    | <b>STARBORN PRO PLUGS (SCOTS PINE)</b> | Thermory Scots Pine              | Benchmark Pine/ Kodiak Decking           |
|    | <b>STARBORN PRO PLUG TOOL</b>          | NA                               | Used with Starborn Pro Plugs             |
|  | <b>4.0 X 60MM FG SOLIDA 1 SCREW</b>    | Stainless Steel/<br>Self Tapping | Decking<br>Cladding<br>Porch Flooring    |
|  | <b>4.0 X 40MM FG SOLIDA 1 SCREW</b>    | Stainless Steel/<br>Self Tapping | .79" Thick<br>Material &<br>Decking ONLY |
|  | <b>3.2 X 60MM FG SOLIDA 1 SCREW</b>    | Stainless Steel/<br>Self Tapping | Cladding<br>Best on Ignite               |
|  | <b>PACS CLADDING STRIP</b>             | Marine Grade Birch Plywood       | C23J PaCS Cladding                       |
|  | <b>PACS ALUMINUM START RAIL</b>        | Aluminum                         | C7J Clear Pine Cladding                  |
|  | <b>QUARRIX PROTECT FURRING STRIPS</b>  | HDPE Plastic                     | Benchmark Ash Cladding                   |
|  | <b>PACS DECKING STRIPS</b>             | Plastic                          | PaCS Benchmark Ash Decking               |

**Thermory USA - Denver**

537 W. Highlands Ranch Pkwy, Ste. 114  
Highlands Ranch, CO 80129  
720.759.7268  
support@thermoryusa.com

**Thermory USA - Buffalo**

56 Harvester Ave, Ste. 1-201  
Batavia, NY 14020  
585.591.6590  
support@thermoryusa.com

Last updated: December 2023  
All previous versions are null and void.

→ [thermoryusa.com](https://thermoryusa.com)



**THERMORY**<sup>®</sup>  
LEAVE A LASTING IMPACT

